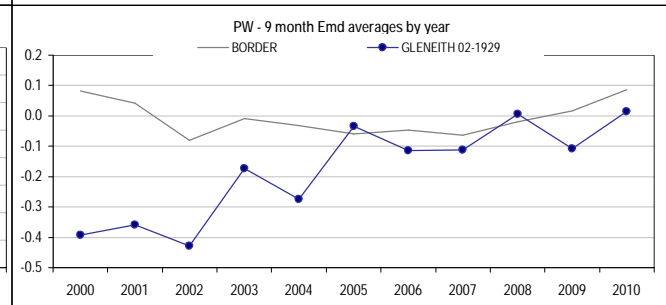
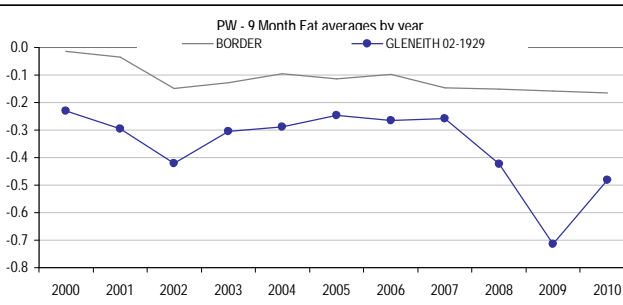
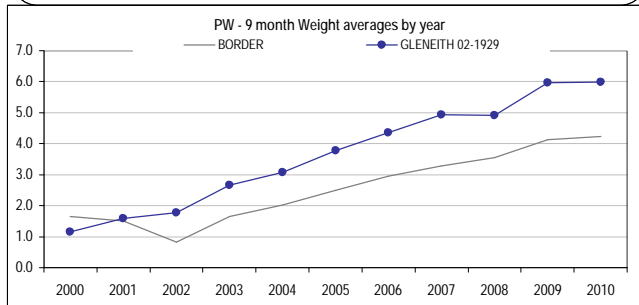
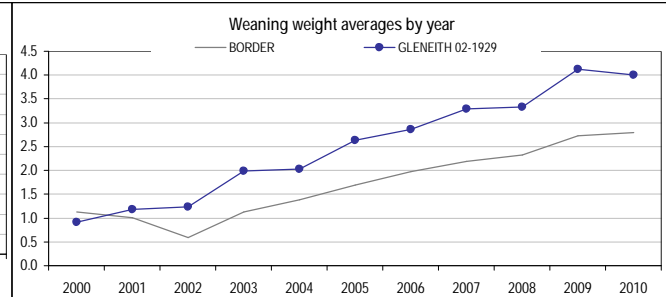
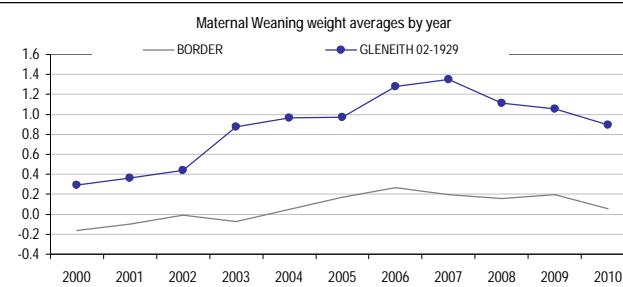
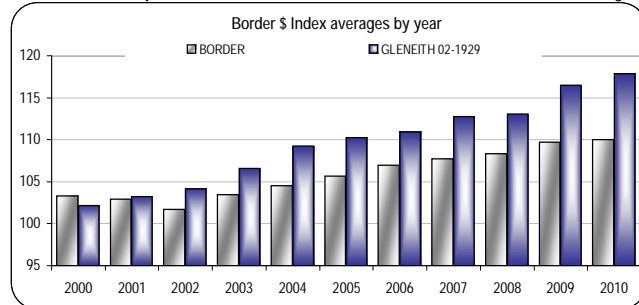


Analysis : **BORDER**

Dated : 15-Aug-11



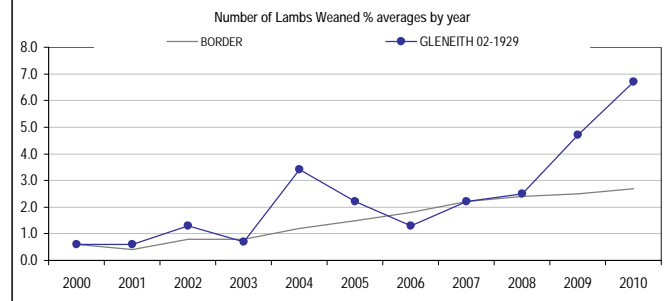
BORDER										
	MWWT	WWT	PWWT	PFAT	PEMD	YGFW%	NLW%	PFEC	Border \$	Counts
2001	-0.10	1.01	1.50	-0.04	0.04	1.3	0.4	1.7	102.9	12807
2002	-0.01	0.59	0.83	-0.15	-0.08	1.0	0.8	0.7	101.7	12977
2003	-0.07	1.13	1.66	-0.13	-0.01	1.3	0.8	3.5	103.5	14125
2004	0.05	1.38	2.03	-0.10	-0.03	1.8	1.2	0.4	104.6	17175
2005	0.17	1.69	2.50	-0.11	-0.06	1.8	1.5	5.4	105.7	18733
2006	0.27	1.97	2.94	-0.10	-0.05	2.4	1.8	2.1	107.0	19830
2007	0.19	2.19	3.29	-0.15	-0.06	3.2	2.2	-1.1	107.7	21022
2008	0.16	2.32	3.55	-0.15	-0.02	3.4	2.4	0.1	108.4	21668
2009	0.20	2.73	4.14	-0.16	0.02	3.4	2.5	0.7	109.7	19822
2010	0.05	2.79	4.23	-0.16	0.09	3.6	2.7	-1.9	110.1	22077

GLENEITH 02-1929										
	MWWT	WWT	PWWT	PFAT	PEMD	YGFW%	NLW%	PFEC	Border \$	Counts
2001	0.36	1.19	1.59	-0.30	-0.36	3.9	0.6	-10.4	103.2	481
2002	0.44	1.24	1.77	-0.42	-0.43	3.4	1.3	-6.7	104.1	423
2003	0.88	1.99	2.66	-0.31	-0.17	3.3	0.7	-9.4	106.6	394
2004	0.97	2.03	3.07	-0.29	-0.27	4.6	3.4	-6.3	109.2	557
2005	0.97	2.64	3.78	-0.25	-0.03	3.8	2.2	-8.7	110.2	486
2006	1.28	2.86	4.36	-0.27	-0.12	6.4	1.3	-2.5	111.0	472
2007	1.35	3.29	4.94	-0.26	-0.11	5.7	2.2	-9.5	112.8	529
2008	1.11	3.33	4.92	-0.42	0.01	5.6	2.5	0.0	113.1	594
2009	1.06	4.12	5.97	-0.71	-0.11	6.5	4.7	0.0	116.5	539
2010	0.90	4.00	5.99	-0.48	0.01	6.5	6.7	0.0	117.9	584

Linkage Summary

GLENEITH 02-1929

	Linked
Fleece	Yes
Weights	Yes
Carcass	Yes
FEC	Yes
Reproduction	Yes



Ph 02 6773 2948 PO Box U254
 Fax 02 6773 2707 University of New England
info@lambplan.com Armidale NSW 2351
www.lambplan.com AUSTRALIA